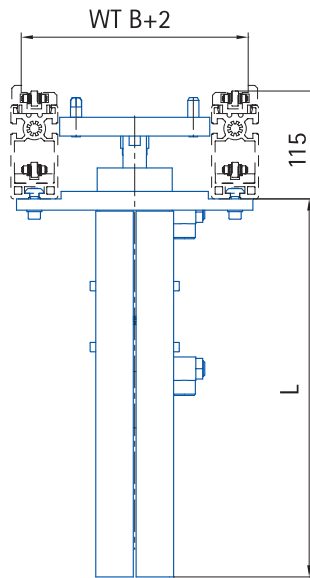
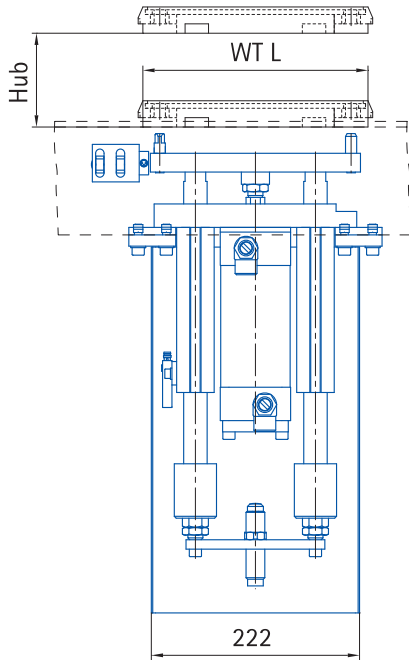
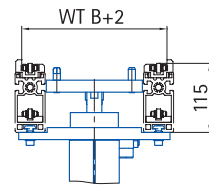


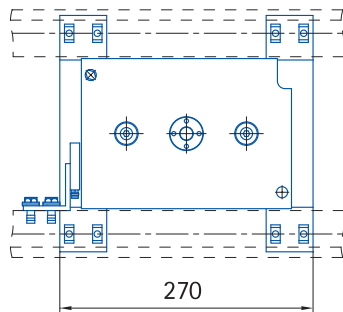
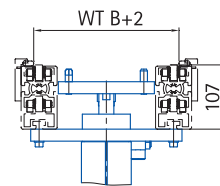
Hub-Indexier-Element
 Lift indexing element
 Élément de levage et d'indexation



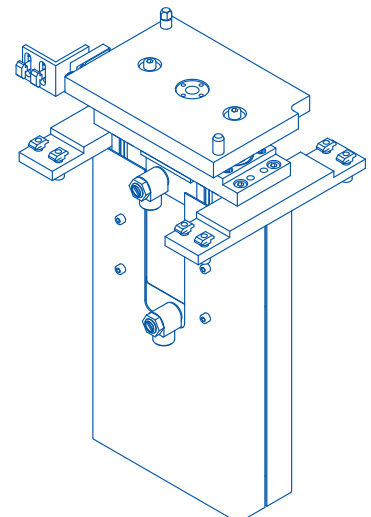
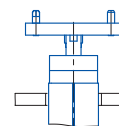
Befestigung an BS10-BS60 /
 Fixation at BS10-BS60 /
 Fixation à BS10-BS60




Befestigung an BS100 /
 Fixation at BS100 /
 Fixation à BS100



Befestigung an Maschine /
 Fixation at the machine /
 Fixation à la machine



Anschluß Connection Raccord	Druckluft bis 6 bar compressed air up to 6 bar air comprimé jusqu'à 6 bars
Montage Fitting Montage	an beliebiger Stelle zwischen Transportstrecken at any point between conveyor segments à n'importe quel endroit le long des sections de transport



Bezeichnung Designation Désignation	F	Breite WT B Width pal. B Largeur de pal. B	Länge WT L Length pal. L Long. de pal. L	Bestell-Nr. Ordering no. No. de commande
Hub-Indexier-Element Lift indexing element Élément de levage et d'indexation				Hub 0 - 50 mm Lift 0 - 50 mm Course 0 à 50 mm
				Hub 50 - 100 mm Lift 50 - 100 mm Course 50 à 100 mm
				Hub 100 - 150 mm Lift 100 - 150 mm Course 100 à 150 mm
				L = 403mm L = 498 mm L = 588 mm
	100 kg	160 mm	160 mm	400 040 160 160*
240 mm			400 040 160 240*	
320 mm			400 040 160 320*	
	240 mm	240 mm	240 mm	400 040 240 240*
320 mm			400 040 240 320*	
400 mm			400 040 240 400*	
	80 kg	320 mm	240 mm	400 040 320 240*
320 mm			400 040 320 320*	
400 mm			400 040 320 400*	
	60 kg	400 mm	320 mm	400 040 400 320*
400 mm			400 040 400 400*	
480 mm			400 040 400 480*	
	480 mm	480 mm	400 mm	400 040 480 400*
480 mm			400 040 480 480*	
560 mm			400 040 480 560*	
	560 mm	560 mm	480 mm	400 040 560 480*
480 mm			400 040 560 480*	
560 mm			400 040 560 560*	

Sonderausführungen nach Ihren individuellen Wünschen sind möglich.
 Non-standard customized versions possible.
 Des versions spéciales réalisées individuellement sur votre demande sont possibles.

Beispiel / e.g. / p.e.:
400-040-240-400-BS10

Breite WT B /
 Width pal. B /
 Largeur de pal. B

... mm

Länge WT L /
 Length pal. L /
 Longueur de pal. L

... mm

*** Befestigung / Fixation / Fixation:**

Grundaufbau / 000
 Basic construction /
 Construction de base
 BS10/11/20/30/50/60 BS10
 BS100 BS100
 Befestigung an Maschine / MF
 Fixation at the machine /
 Fixation à la machine